

MerewayKitchens®

Cucina Colore



## CREATING INSPIRATIONAL KITCHENS SINCE 1986

Over the last 30 years we have built an enviable reputation for not only creating beautiful, hand crafted kitchens here in the UK but by offering the kind of customer service that others can only aspire to.

The collection you are looking at here is...

## *Cucina Colore*

...other collections include:

ENGLISH  REVIVAL

TOWN&Country  
COLLECTION

All our kitchens are constructed using traditional materials and methods with an obsessive attention to detail. We are confident that you will not find comparable kitchen's built quite like this.

That's because our way, we believe, is the best way and that way is the Mereway.

MerewayKitchens®



We recognise that we have a vital role in helping to protect the local and global environment and are proud to use a wide range of sustainable products throughout the production process. These include timbers that have been FSC certified or Pan European approved, or have originated from managed forests.

*Live life the Mereway*



# Choose your look... or a combination of looks.



## LASTRA

### HANDLE

The Lastra slab door can be used with an extensive range of handles.

Please see our extensive range of handles on pages 88 and 89.



## FUTURA

### TRUE HANDLELESS

The Futura door creates a true handleless look by using a profile available in aluminium, black gloss, white gloss, grey satin, dark bronze satin, copper and dust grey.

Choice of Futura profile finishes



## SEGRETO

### INTEGRATED HANDLE

The Segreto door incorporates a clever 'J' handle to create a visually handleless look and feel.

# A kitchen full of choices

Over the next few pages, let us inspire you with some ideas by showing you some of our favourite kitchen presentations where colours, textures and door styles combine to create a truly individual contemporary kitchen.

Cucina Colore



Overall look: CONTEMPORARY FUNCTIONAL KITCHEN

Door style: LASTRA

Door finish: SPRINGFIELD DARK OAK

Combined with

Door style: LASTRA

Door finish: DUST GREY SUPERMATT

Combined with

Door style 2: FUTURA

With handleless profile: ALUMINIUM

Door finish 2: OXIDISED EMERALD





Futura feature island



Square end base with 'L' shaped door



Light shelf



Feature pocket door drink station





Overall look: CLEAN MODERN FUNCTIONAL KITCHEN  
Door style: LASTRA  
Door finish: WHITE GLOSS  
Handle: BRUSHED NICKEL WRAP OVER HANDLES



Feature open shelves



Matching worktop goalpost effect



Tall oven housing



Double larder unit





**Overall look:** DRAMATIC AND ENTICING  
**Door style 1:** FUTURA  
With handleless profile: BLACK  
**Door finish 1:** SPRINGFIELD DARK OAK  
Combined with

**Door style 2:** FUTURA  
With handleless profile: BLACK  
**Door finish 2:** GRAPHITE SUPERMATT









Overall look: INSPIRATIONAL AND EXCITING  
Door style 1: LASTRA  
Door finish 1: PEBBLE GREY  
Handle: STAINLESS STEEL UNO HANDLE

Combined with

Door style 2: LASTRA  
Door finish 2: DARK SAGE PAINTED VENEER  
Handle: STAINLESS STEEL UNO HANDLE





Feature open shelves



Open veneer shelving



Open end display unit





Open electronic bi-fold unit

Overall look: URBAN AND PRACTICAL  
Door style 1: **LASTRA**  
Door finish 1: NATURAL OAK  
Handle: GALVANISED 'D' HANDLE

Combined with  
Door style 2: **LASTRA**  
Door finish 2: DUST GREY SUPERMATT  
Handle: GALVANISED 'D' HANDLE





Overall look: CONTEMPORARY AND PRACTICAL  
Door style 1: SEGRETO  
Door finish 1: DUST GREY

Combined with

Door style 2: SEGRETO  
Door finish 2: WHITE GLOSS









**Overall look:** CLEAN AND CONTEMPORARY  
**Door style 1:** FUTURA  
With handleless profile: DARK BRONZE SATIN  
**Door finish 1:** SPRINGFIELD LIGHT OAK  
Combined with  
**Door style 1:** FUTURA  
With handleless profile: DARK BRONZE SATIN  
**Door finish 1:** OXIDISED AMBER





Open plan living with media furniture



Dark Bronze Satin Futura grip profile



Feature pocket door utility area



Feature Island





**Overall look:** CLEAN AND CRISP  
**Door style 1:** LASTRA  
**Door finish 1:** PEARL BASALT  
**Handle:** STAINLESS STEEL OPEN SQUARE HANDLE

Combined with

**Door style 2:** LASTRA  
**Door finish 2:** PAPYRUS PAINTED VENEER  
**Handle:** STAINLESS STEEL OPEN SQUARE HANDLE





Tambour unit



Oven housing



Midway storage system



Wooden drawer upgrade with wooden cutlery insert



Curved end base unit





Overall look: URBAN OPEN PLAN LIVING  
Door style: LASTRA  
Door finish: SEPIA GLADSTONE OAK  
Handle: BLACK WRAP OVER HANDLE





Aluminium Futura profile



Double base pan drawers

**Overall look:** CLEAN AND CONTEMPORARY

**Door style 1:** FUTURA  
With handleless profile: ALUMINIUM

**Door finish 1:** GRAPHITE LINEN

Combined with

**Door style 2:** FUTURA  
With handleless profile: ALUMINIUM

**Door finish 2:** LIGHT GREY MATT





**Overall look:** CLEAN MODERN FUNCTIONAL KITCHEN  
**Door style:** LASTRA  
**Door finish:** GREY BARDOLINO  
**Handle:** STAINLESS STEEL RAIL HANDLE.





Front peninsula end shelf unit



Bronze glazed units



Bronze gloss tall housing unit



Square end feature unit





**Overall look:** STRIKING AND BOLD  
**Door style 1:** FUTURA  
With handleless profile: GREY SATIN  
**Door finish 1:** CONCRETE

Combined with

**Door style 2:** FUTURA  
With handleless profile: DARK BRONZE SATIN  
**Door finish 2:** TOBACCO OAK





1200mm wide double pan drawers



Gun Metal wired glazed feature units



Tall oven housing



Matching worktop goal post effect





Overall look: CONTEMPORARY AND FUNCTIONAL  
Door style 1: LASTRA  
Door finish 1: DARK CROSS-CUT  
Handle: WRAP-OVER HANDLE

Combined with

Door style 2: LASTRA  
Door finish 2: CASHMERE GLOSS  
Handle: WRAP-OVER HANDLE





Midway storage solution



Feature island with open shelves



Glazed wall units





**Overall look:** BOLD AND ECLECTIC  
**Door style 1:** LASTRA  
**Door finish 1:** COPPER GLOSS  
**Handle:** BRUSHED NICKEL CYLINDER BAR

Combined with

**Door style 2:** LASTRA  
**Door finish 2:** TREVISO LIGHT  
**Handle:** BRUSHED NICKEL CYLINDER BAR





Treviso Light door detail



Open shelving unit



Pan drawer open display unit



Veneer curved end shelves





Open shelving



Cutlery tray with knife block insert

**Overall look:** IMPACTFUL AND PRACTICAL  
**Door style 1:** LASTRA  
**Door finish 1:** OAK DARK  
**Handle:** ALUMINIUM SLIMLINE HANDLE

Combined with

**Door style 2:** LASTRA  
**Door finish 2:** STONE SILK  
**Handle:** ALUMINIUM SLIMLINE HANDLE

also combined with

**Door style 3:** LASTRA  
**Door finish 3:** PUMICE PAINTED VENEER  
**Handle:** ALUMINIUM SLIMLINE HANDLE





Overall look: CLEAN AND UBER CONTEMPORARY  
Door style 1: FUTURA  
With handleless profile: DUST GREY  
Door finish 1: INDIGO BLUE SUPERMATT





Overall look: STRIKING AND BOLD  
Door style 1: LASTRA  
Door finish 1: VINTAGE  
Handle: WRAP-OVER HANDLE

Combined with

Door style 2: LASTRA  
Door finish 2: GREY BARDOLINO  
Handle: WRAP-OVER HANDLE





Hi-line glazed single base units



Midway storage system



1200mm wide pan drawers



Island with open shelves



Tall oven housing





Segreto handle detail



Peninsula



Fridge and oven housing

Overall look: MODERNISTIC AND CLASSY  
 Door style: SEGRETO  
 Door finish: WHITE PAINTED MATT





Overall look: ELEGANT AND STYLISH  
Door style 1: LASTRA  
Door finish 1: OAK LIGHT  
Handle: ANTHRACITE WAVE HANDLE

---

Combined with

Door style 2: LASTRA  
Door finish 2: LIGHT GREY GLOSS  
Handle: ANTHRACITE WAVE HANDLE





Glazed wall units



Sink drawer unit







Overall look: ICONIC KITCHEN DESIGN  
Door style 1: FUTURA  
With handleless profile: COPPER  
Door finish 1: OXIDISED AMBER

Combined with

Door style 1: FUTURA  
With handleless profile: COPPER  
Door finish 1: WHITE SUPERMATT

Combined with

Door style 1: FUTURA  
With handleless profile: COPPER  
Door finish 1: GRAPHITE SUPERMATT





Futura feature staggered island



Media furniture



Copper grip profile



Pocket doors



# Pull out

Pull-Out Larder. Easy access to both sides

Swivel Larder Unit. Swings 90° left or right



## Pull-Out Larder

This is the ideal storage solution for any modern fitted kitchen. All your groceries are easily seen and can be accessed from both sides. Height adjustable drawers glide effortlessly out of a secure unit simply by pulling gently. Saving time and effort this larder avoids the problem of groceries being lost and forgotten at the back of a cupboard.

### Features and benefits

- Available in several widths
- Available in several heights
- Available in 4 or 6 non slip baskets
- High quality chrome baskets
- Stores weights up to 100kg (100 bags of sugar!)



## Swivel Larder Unit

With all the advantages of the Pull-Out Larder, the Pull-Out Swing Larder glides out and swings 90° left or right giving even better access.

### Features and benefits

- Gentle pull-out and swing operation which is easy to use
- High quality mechanism chrome baskets
- Stores weights up to 70kg



## storage

## Larder and Base Unit Solutions



Storage Larder



Full Height Storage Larder

## Storage Larder Unit

The Storage Larder Unit provides lots of space for bulk shopping.

### Features and benefits

- Easy three-sided access
- Volumous storage in 5 separate drawers
- Available in various sizes



Tea Towel Pull-Out

## Pull-Out Base Units

With the right fitting, narrow gaps can provide a surprising amount of storage space and functionality, so why not put that unused space to practical use.

### Features and benefits

- Full extension runners
- A range of accessories available
- High quality chrome finishes
- 150 wide solutions
- Available in tea towel or storage basket versions





# Storage Corner Solutions

Make the best out of storage space that sometimes goes unused.



## Cantilever Carousel

The Ultimate Corner makes the most out of wasted storage space from the back of cupboards. The shelves are adjustable and swing out individually and completely so accessing any stored item couldn't be simpler.

### Features & benefits

- Eliminates unnecessary lifting, bending or reaching
- Integrated soft stop
- Suitable for both highline and drawerline applications
- Load capacity of each shelf is 20kg
- Available to suit 450mm, 500mm and 600mm doors
- A Reddot Design Award winner
- Magic corner consists of 1 frame set and 1 basket set

## Carousel Corner

The Carousel Corner is innovative and engineered so you have total control over the rotating movement. The doors fold away gently which make kitchen living very practical.

### Features & benefits

- Grey anti-slip shelves with chrome wire galleries
- Revolving folding doors
- Height adjustable shelves
- Maximum load capacity: 25kg per shelf



## Magic Corner

The Magic Corner fits two complete pull-outs into one corner unit. Pull once gently and both the front pull-out and the rear one move forward into easy reach in one flowing movement.

### Features & benefits

- Utilise lost space in corner situations
- Grey anti-slip shelves with chrome wire galleries
- Maximum load capacity 32kg
- The frame height allows for taller items in the top basket or installation below a drawer line
- Magic corner consists of 1 frame set and 1 basket set



## Vertical Swing Up Wall Unit

Ideal for higher wall units. Vertical Swing Up systems give easy access and utilise all of the cabinet space.

### Features and benefits

- Good access.
- Easy to lift.
- Smooth mechanism with rest position.



# Swing up Solutions

Make the best use of wall covered space and accessibility by incorporating a Bi-Fold Lift Solution.



Vertical Bi-Fold Wall Unit fitted with the Servo Drive System

## Vertical Bi-Fold Wall Unit

The ultimate in ease of use. This can be hand-operated or can be fitted with the Servo Drive System which opens the Bi-Fold Door at the touch of a button.

### Features and benefits

- One-touch open and close operation.
- Variable stop ensures lift system remains in the desired position.





# Upgrade your drawer system



The grey or white Antaro drawer box is supplied as standard across our collection. The smooth sided drawer adds to a contemporary design. Integrated soft close ensures silent and effortless closing with just a light touch.



This drawer box is linear and sleek in design, which provides a slim appearance in a contemporary grey finish. Integrated soft close ensures silent and effortless closing with just a light touch.

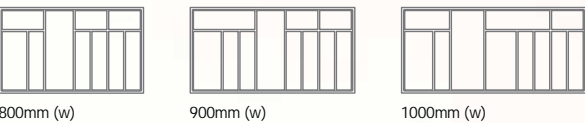
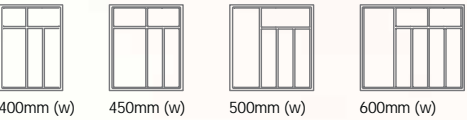


This wooden drawer box is the ultimate drawer box which gives a quality feel which complements the contemporary outer. Integrated soft close ensures silent and effortless closing with just a light touch.

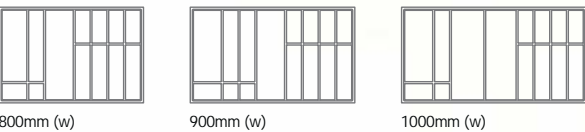
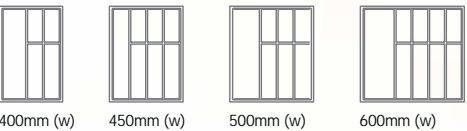
## Plastic cutlery inserts

Available in single drawer in 450 and 500mm depths, and with widths of 400 / 450 / 500 & 600mm or a double drawer of 800/ 900 & 1000mm wide with the option of a Beech knife block insert.

### Plastic inserts to fit 450mm deep



### Plastic inserts to fit 500mm deep

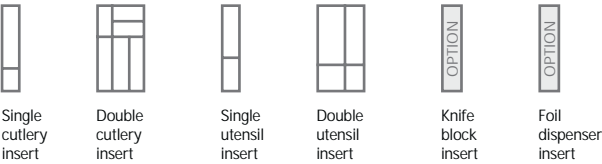


Standard white drawer with plastic cutlery insert

## blum Orga-Line flexible cutlery inserts

There are two sizes of cutlery or utensil inserts which can be combined with options to create a drawer system which is individual to you and the size of your drawer. (Please speak to your retailer for more details)

### Flexible inserts:



### Orga-Line knife block option

Convenient and practical way to store knives.

- Features & benefits**
- Safe storage
  - High quality stainless steel design



### Orga-Line foil dispenser option

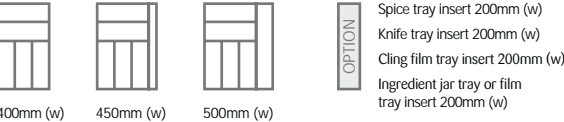
Easy to use storage and cutting system makes that annoying job of struggling with cling film or foil a thing of the past.

- Features & benefits**
- Clever pull and guillotine system
  - High quality stainless steel design

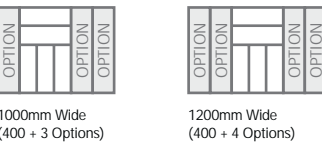
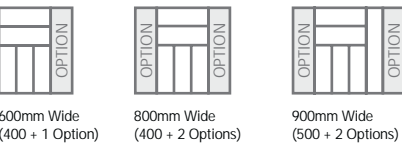
## Natural Oak flexible cutlery inserts

The natural oak inserts consist of 3 standard sizes which can be combined with options to create a drawer system that is individual to you.

### Cutlery inserts:



In addition you can then choose from any 200mm Extension 'Options' to suit drawers from 600 - 1200mm wide.



Standard white drawer with natural oak cutlery insert

Wooden Drawer upgrade with natural oak cutlery insert including knife tray and ingredient options

This table shows what cutlery insert is compatible with your chosen drawer system.

DRAWER SYSTEM	PLASTIC	blum Orga-Line STAINLESS STEEL	blum Ambia-Line ANTHRACITE	WOODEN
Standard - Grey	●	●	×	●
Standard - White	●	●	×	●
Upgrade - Wooden	×	×	×	●
Upgrade - Legrabox	×	×	●	×



# Upgrade your pan drawer system



Standard Drawer - Grey **blum**      Standard Drawer - White **blum**

The grey or white Antaro drawer box is supplied as standard across our collection. The pan drawers square gallery design adds to a contemporary style. Integrated soft close ensures silent and effortless closing with just a light touch.



Legrabox Drawer Upgrade **blum**

This drawer box is linear and sleek in design, which provides a slim appearance in a contemporary grey finish. Integrated soft close ensures silent and effortless closing with just a light touch.



Wooden Drawer Upgrade

This wooden drawer box is the ultimate drawer box which gives a quality feel which complements the contemporary outer. Integrated soft close ensures silent and effortless closing with just a light touch.

Choose from a selection of pan drawer options.



Standard white pan drawer with pan drawer management



Standard white pan drawer with pin board plate holders



Standard white pan drawer with recycling bin packs



Standard Pan Drawer with adjustable plate holders



Standard pan drawer with drawer management system

Also choose from a range of specialist drawer options



### Sink drawer unit

Sink drawer pull out unit creates space out of previously unused areas.

#### Features and benefits

- Removable storage trays
- Clever u-shaped design doesn't interfere with plumbing or waste disposal units
- Soft close drawer mechanism



### Pull-out waste bin

The pull-out waste bin makes separating your recycled waste easy and more fun.

#### Features and benefits

- Removable waste compartments
- Soft close drawer mechanism

This table shows which specialist option is compatible with your chosen drawer system.

DRAWER SYSTEM	SINK DRAWER	PULL-OUT WASTE BIN
Standard - Grey	●	●
Standard - White	●	●
Upgrade - Wooden	✗	●
Upgrade - Legrabox	●	●



# Midway Storage Solutions

Wall mountable midway storage elements that are neatly fitted to the wall or splashback. The basic element for this system is a wall fixed rail. The storage elements are easily attached either above or below the rail. These elements are simple to slot in and slide to wherever they are needed.

1

## 1. Universal Hanging Rail

This hanging rail is simple to fix to the wall anywhere in the kitchen to provide the extra space for your kitchen accessories.

- Features & benefits**
- Stainless steel finish with end caps
  - One jointing connector
  - Wall connectors
  - All accessories mount from this

2

## 2. Foil Roll Holder

The perfect accessory for any kitchen, making it much easier to use the foil and film.

- Features & benefits**
- Titanium grey finish
  - Integral foil and film cutter
  - Holds two rolls of either cling film or foil up to 330mm wide
  - Mounted from the bottom

3

## 3. Hook Rail

Great for hanging any kitchen utensils.

- Features & benefits**
- Titanium grey finish
  - Available in a 2 hook or a 6 hook version
  - Mounted from the bottom

4

## 4. Dish/Herb Pot

A great kitchen accessory ideal for herbs and spices.

- Features & benefits**
- Available in shallow and deep versions
  - Supplied with dividers for utensils

5


## 5. Top Mounted Towel Rail

An easily accessible place to store your kitchen towels.

- Features & benefits**
- Titanium grey finish
  - Mounted from the top

9

6



## 6. Knife Block

A convenient place to store kitchen knives which are accessible.

- Features & benefits**
- Titanium grey finish
  - Holds up to 7 knives
  - Accommodates knives of all sizes
  - Mounted from the bottom

7

## 7. Paper Roll Holder

An accessible place to store and use paper towels.

- Features & benefits**
- Titanium grey finish
  - Holds standard kitchen roll up to 295mm wide
  - Mounted from the bottom

8

## 8. Multi-Purpose Shelf

Practical storage for cooking oil, cooking ingredients and bottles.

- Features & benefits**
- Titanium grey finish
  - Available in 3 heights 140mm, 200mm and 300mm
  - Mounted from the bottom

8



9

## 9. Top Mounted Shelf

Ideal storage for commonly used ingredients and utensils.

- Features & benefits**
- Titanium grey finish
  - Smoked glass decor inserts (order separately)
  - Available in 3 widths 235mm, 350mm and 585mm
  - Mounted from the top





# Media Solutions

Beautifully conceals all your media devices and accessories.

Specifically designed to conceal all your audio and visual equipment, our range of media solutions coordinates perfectly with your kitchen. Please consult your Mereway partner for help with planning and specifications.

1 Clever wall panel system

Conceals all the cables from your TV and media devices in a clever hidden channel.

2 Versatile sleek aluminium trims

Interlock the wall panels together and provide support for brackets that hold a number of shelves, cabinets and other accessories.

3 Wall units

Choice of a selection of cupboards or shelves in a range of sizes.

4 Drawer base unit

Soft closing, full extension drawers for easy access storage.



5 Intelligent infrared sensor

A discreet sensor gives you full control of all your media devices operated by single or multiple remotes even when the door is closed.

6 Shelving Units

Sleek and unobtrusive aluminium shelves designed to interlock into the aluminium system can be used for speaker, docking systems or ornaments.

7 Base cabinet with integrated electric fire

A stylish contemporary electric fire with integral flame effect.

8 Base cabinet for technology storage

Beautifully conceals all of your audio, media and gaming devices in a specially ventilated cabinet with a fold down door.



# Lighting Solutions

Planning lighting into your kitchen creates mood and solves practical lighting solutions.

*Live life the Mereway*

## 1 Under Cabinet Lighting

### Prismatic LED Downlight

- High quality slimline silver flat pad
- Cool white or warm white light
- Fully diffused for even light distribution in attractive slimline case

### HD LED Surface Light

- High quality stainless steel
- Cool white or warm white light
- Can be operated by remote control
- Can be surface mounted or recessed
- Long lamp life

### Quadra Plus LED Light

- High quality aluminium
- Can be fitted to under cabinet and also over cabinet
- Cool white or warm white light
- Each bar has an integrated on/off touch switch. The touch switch illuminates blue when the lights are off for visibility
- The lens on this light, create an even spread of light
- Long lamp life and low energy consumption

## 2 Plinth Lighting

### Round Plinth Lights

- 4 x LED clear lights
- Cool white or warm white light
- Create a stunning spot light effect around your plinth
- Can be operated by remote control
- Long lamp life

### Square Plinth Lights

- Cool white or warm white light
- Create a stunning effect around your plinth with square plinth lights
- Can be operated by remote control
- Long lamp life

## 4 LED Flexible Strip Lighting

- Can be used almost anywhere around the kitchen
- Cool white or warm white light
- Long lamp life and low energy consumption

## 5 Down Lighting Solutions

- High quality stainless steel
- Cool white light

- Slim LED light
- Cool white light

## 5 Other Lighting Solutions

### Power and USB Pod

- High quality aluminium or stainless steel
- Perfect solution for island units
- 2 USB ports available for mobile phone & iPod charging
- Specially designed chrome handle makes it simple to pull the fitting out.
- Visible plugs and unsightly cables will no longer be seen, the USB Pod can be retracted fully whilst products are still plugged in.

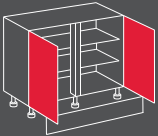
## 3 Drawer Lighting

### HD LED Drawer Lighting


- Illuminates Pan Drawer
- Cool white light
- Built in sensor, the light will come on once the drawer is opened and switch off as soon as the drawer is closed.
- Long lamp life and energy efficient




# Select your door finish



## Futura/Lastra Matt Woodgrain



## Futura/Lastra Gloss Acrylic




## Futura/Lastra Supermatt



## Futura/Lastra Plain Silk Foil



## Futura/Lastra Matt Designer




## Futura/Lastra Matt Painted



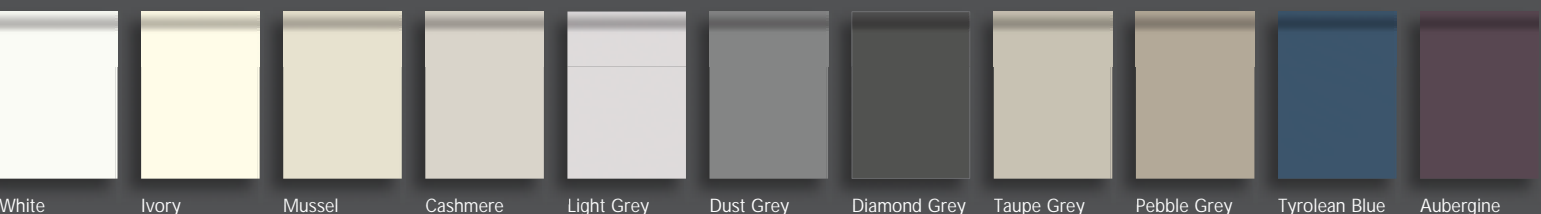
## Futura/Lastra Gloss Designer



## Futura/Lastra Gloss Painted



## Segreto Matt Painted



## Glazed Feature Doors




All our doors come with a 5 year guarantee

### Reverse Door Finishes

- \* = The reverse of these doors are finished in a matching colour
- \*\* = The reverse of these doors are finished in pale grey
- \*\*\* = The reverse of these doors are finished in a complementary colour

## Segreto Gloss Painted



turn over for more finishes...



# Colour ties

Available when you choose:



Futura/Lastra Painted Veneer Oak



From a collection of 25 carefully chosen colours you can create beautiful harmonious colour palettes.

On the opposite page we have shown just four possible palettes each created using just four colours and a suggested complementary colour.

Many more are possible. The choice is yours.

Here are the 5 colours that complete the collection that are not shown opposite.



Pantry Cream

Calico

Pebble

Mulberry

Plum

All of our painted items are carefully matched by our expert paint finishers



## Blue Palette



Dainty Blue

Cobalt Blue

Prosecco

Priory Blue

Gun Metal Grey

## Green Palette



Light Fern

Dark Fern

Mussel

Light Sage

Dark Sage

## Earth Palette



Papyrus

Caffè Latte

Ivory

Pumice

Truffle

## Grey Palette



Pale Grey



Castle Grey

Chalk White

Cadet Grey

Anthracite Grey





# Worktop Solutions

Our UrbanTop range will create a truly continental look and feel with matching cabinets and panels to give a coordinated look in your kitchen.

UrbanTop 38mm laminate worktops are an alternative to natural or solid surface worktops, practical and authentic these worktops are available in a variety of colours and finishes to suit every taste, please turn to page 86 to view all our finishes.

6

4

7

2

3

1

3

5

6

2

4

7

## Matching Cabinets

A selection of our worktop finishes are available in cabinets allowing you to create a seamless coordinated look.

## End Panels

These panels are used to create a 'goal post' effect by encasing the units to provide a truly contemporary kitchen.

## Upstands

A cost effective alternative to tiling. You can mix and match to create the perfect combination of colour and material in your kitchen.

## Wall Panelling

A contemporary alternative to tiling, a feature wall can be designed to create a seamless look - which is easier to maintain with minimal hassle and up keep required.

## Butchers Block Edging

Butchers block adds the perfect finish to woodgrain worktops that creates an authentic impression of a solid piece of timber.

## Framing

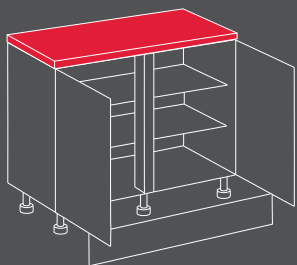
End panels can be used to encase units, this creates a uniformed and contemporary style for any modern kitchen.

## Cut & edged panels

Panels can be cut and edged to create breakfast bars and provide a practical element to a kitchen.




# Choose your worktop finish



UrbanTop laminate worktops provide the essential combination of functional performance and creative flexibility to ensure your kitchen will look it's best.

## Laminate worktops



Mineral Silver



Mineral Anthracite



Concrete



Nautic Oak



Natural Oak



Tobacco Oak



Springfield Light Oak




Springfield Dark Oak



Oak Light



Oak Dark



Oak Grey




Oak Deep



Grey Bardolino Oak



Truffle Bardolino Oak



Lancaster Oak

A fantastic alternative to natural worktops and solid surface, great looking and a hard wearing option that won't let your kitchen design down in any way. They are stain, heat and impact resistant and available in a variety of colours and finishes to suit every taste.

## Worktop Specifications

Thickness	38mm
Number of finishes	15
Widths	1,500 to 3,000mm
Standard Depths	640, 940 & 1,200mm
Edging thickness	1.5mm Edged all round
Worktop Edging	Matching Worktop Finish in Linear or Plain
End Finishing for Woodgrain	Butchers Block End Grain
Cut & Edged	Up to 3,000 x 1,200mm

## Durability

The laminate surfaces are designed to withstand the stresses & strains of daily life, due to their high resistance against scratches and impact. Compared to real timber, our worktops are less prone to fading and changes after being exposed to direct sunlight. They are incredibly easy to look after, and unlike solid wood or stone surfaces, require minimal maintenance or repair.

## Stain Resistance

To remove those hard stains such as red wine and coffee, simply use a damp cloth & mild surface cleaner to easily remove in minutes.

## Impact Resistance

Every now and then, items stored away in cupboards can fall onto the surfaces. Our high density worktops are designed to withstand the impact of such items.

## Heat Resistance

UrbanTop worktops have been rigorously tested against surface temperatures of up to 180 degrees and are designed to cope with the daily demands of a busy kitchen. We do however recommend the use of heat deflector plates above all built under ovens and dishwashers to protect the underside of the worktop surface.

## Lightfastness

Unlike real timber, our laminate worktops are significantly less prone to fading and changes in colour caused from exposure to sun light.

## Butchers Block



To create an authentic 'real wood' look UrbanTop have developed an 'End Grain' effect edging we call Butchers Block that is applied to the worktops at both ends giving the impression of real timber.



## 5 Year Guarantee

We're so confident that you won't be disappointed with the quality of our worktops that they come with a 5 year guarantee!



# Handle choices

Choosing the right handle for your Lastra door enables you to make an individual statement about you and your kitchen.

Satin Nickel Bow Handles  
Available in 2 sizes



226



225

Stainless Steel Angled Bridge Handles  
Available in 2 sizes



617



618

Satin Nickel Curved Bow Handle



234

Brushed Nickel Curved Bridge Handle



1028

Stainless Steel Strap Handle



623

Lacquered Nickel Slim Bridge Handle



1037

Chunky Polished Chrome 'D' Handle



97

Aluminium Inserto Handle



Available in 9 sizes

Stainless Steel Angled flat Bar Handles



Door 1022



Drawer 1023

Old Steel Angled Flat Bar Handles



Door 1056




Drawer 1057

Black Steel Angled Bar Handles



Door 1054



Drawer 1055

Galvanised 'D' Handles  
Available in 2 sizes



1060



1061

Antique Copper Bar Handle  
Available in 2 sizes



1086



1087

Brushed Copper 'D' Handle



1085

Matt Black Bow Handle



1084



560  
Stainless Steel  
Wave Handle



563  
Stainless Steel  
Open Square Handle



562  
Stainless Steel  
Uno Handle



98  
Polished Chrome Square Handle



565  
Bright Chrome  
Inset Square Handle



566  
Brushed Nickel  
Inset Square Handle

Stainless Steel Rail Bar Handles  
Available in 3 sizes



8167



8263



8423

Polished Chrome Slimline Handles  
Available in 4 sizes




201



208



289



353

Stainless Steel Rod Bar Handles  
Available in 3 sizes



8188



8237



8437

Stainless Steel 'T' Bar Handles  
Available in 12 sizes



237



337



387



437



510



537



655



737



835



920



937



1185

Brushed Nickel Bar Handles  
Available in 6 sizes



7188



7237



7337



7437



7537



7655

Brushed Nickel Slimline Handles  
Available in 4 sizes



1001



1002



1003



1004

Brushed Nickel Cylinder Bar Handles  
Available in 3 sizes



1005



1006



1007

Stainless Steel Slender Bridge Handles  
Available in 3 sizes



1029



1030



1031

Knurled Bar Handles  
Available in 3 sizes



1088



1089



1090

Polished Chrome Wrap Over Handles  
Available in 3 sizes



300



301



302

Brushed Nickel Wrap Over Handles  
Available in 3 sizes



303



304



305

Copper Wrap Over Handles  
Available in 3 sizes



1091



1092



1093

Black Wrap Over Handles  
Available in 3 sizes



1078



1079




1080

Bronze Wrap Over Handles  
Available in 3 sizes



1094




1095



1096



# Cucina Cabinet



## Benefits:

1. Rigid glue and dowel construction in 19mm high density material
2. Colour co-ordinated exterior/interior
3. Co-ordinated solid 19mm top shelf for extra rigidity
4. Co-ordinated solid 8mm back panels in all units
5. Concealed adjustable fixing brackets to attach unit securely to wall
6. 47mm working void for easy access to electrical and plumbing services
7. Drawer boxes with full extension and integrated Blum 'soft close' system
8. 110° Blum® Integrated Soft Close Clip-on Hinges for easy installation and adjustment
9. Adjustable shelves - 1 in Drawline, 2 in Hi-Line - supported by stainless steel shelf pegs
10. Adjustable high quality legs to compensate for uneven floors
11. Robust thermoplast in ABS edging on all cabinet edges.
12. Integrated door buffers
13. 10 year Guarantee on all cabinets

## Mereway Cabinet The Ultimate Test!

We have created a film of a tank crushing one of our kitchens to show you how strong they really are.



To view the film please visit  
[www.mereway.co.uk](http://www.mereway.co.uk)



With extensive experience in both development and design, we are proud to offer one of the most highly specified cabinets available. All our kitchens are made to fulfil your individual order, and are manufactured to the very highest of standards.

Our quality drawer boxes are fully extendable allowing unrestricted access to the contents, and our 'soft close' system cushions both doors and drawers protecting fingers, cabinets and contents.

Choose from handles, plinths, feature leg systems and end panels to complete the look.

*Cucina Colore*



*Live life the Mereway*

it's all about...



## ... the detail,

- Bespoke and hand made
- Finest quality materials and hand painted
- Traditional in-frame craftsmanship.



ENGLISH REVIVAL



## ... the choice

- Contemporary through to traditional
- A look for all tastes, budgets and lifestyles.



TOWN & COUNTRY  
COLLECTION



## ... the passion,

- Inspired by cosmopolitan culture
- Combinations of textures, colours and finishes.



*Cucina Colore*

To request one of these brochures please ask your retailer or visit [www.mereway.co.uk](http://www.mereway.co.uk)

Mereway Kitchens®

**Please note:** Due to photographic & printing processes some colours may not be a true representation of the product. Please see sample for actual colour.

We reserve the right to make changes to design and specifications without prior notice. The images may show optional accessories which do not form part of the standard specification.  
**Colour reproduction:** We take great care in the photography of products illustrated, however due to variables in the photographic and printing processes, colours may vary from actual product.  
All copyright is reserved. Any person or company reproducing the same in part or whole, without permission will be liable to prosecution.





Live life the Mereway

[www.mereway.co.uk](http://www.mereway.co.uk)

Acknowledgements: ©Hi Macs surfaces, ©Karndean flooring, ©Britannia Appliances, ©Best Cooker Hoods, ©Blanco Sinks and Taps, ©Caple, ©Dixon Turner Wall Coverings, ©Fisher & Paykel Appliances, ©Siemens Appliances, ©Blum and ©Kessebohmer

**Please note:** Due to photographic & printing processes some colours may not be a true representation of the product. Please see sample for actual colour.

We reserve the right to make changes to design and specifications without prior notice. The photographs may show optional accessories which do not form part of the standard specification.  
**Colour reproduction:** We take great care in the photography of products illustrated, however due to variables in the photographic and printing processes, colours may vary from actual product. All copyright is reserved. Any person or company reproducing the same in part or whole, without permission will be liable to prosecution.

